

TECHNICAL SPECIFICATION

COLOURS

MFC ELEMENTS



31 CANADIAN OAK



34 CHESTNUT



106 LOWLAND NUT



COLUMN COLOUR



M115 BLACK
SEMI-MATTE



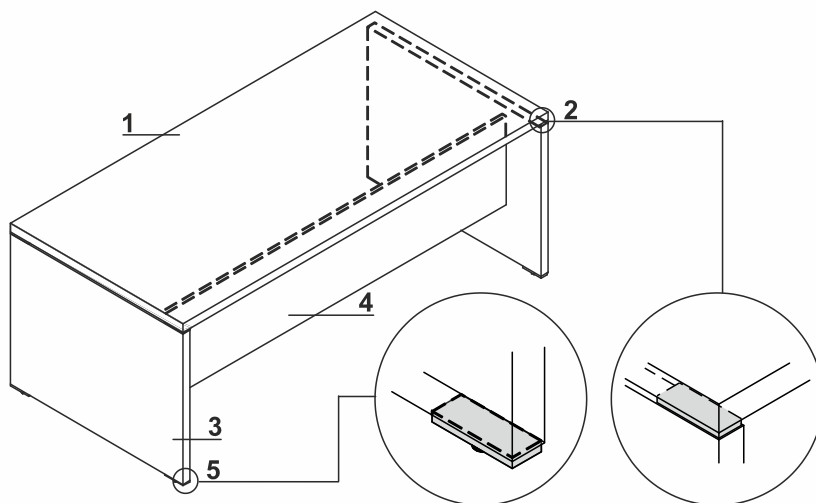
M009 ALUMINUM
SEMI-MATTE



M015 WHITE
SEMI-MATTE

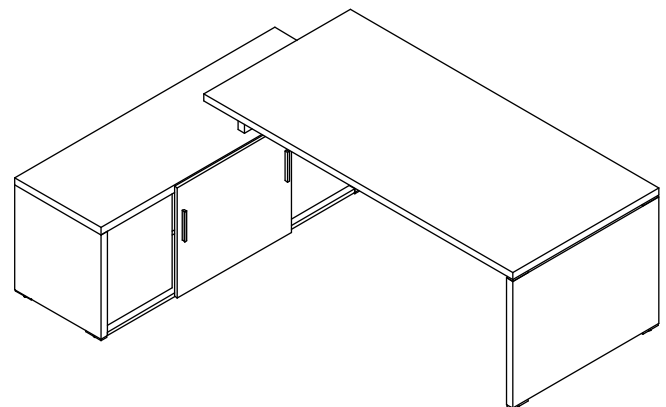
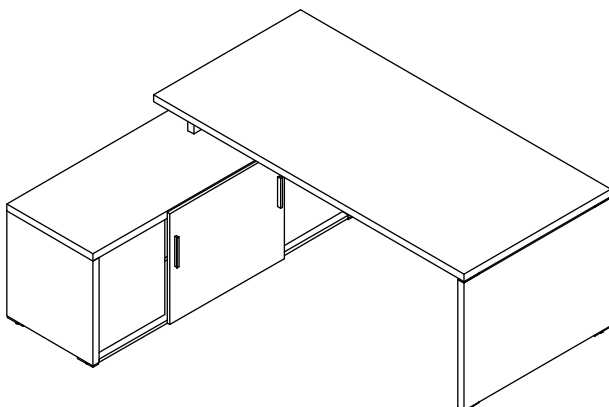


DESKS

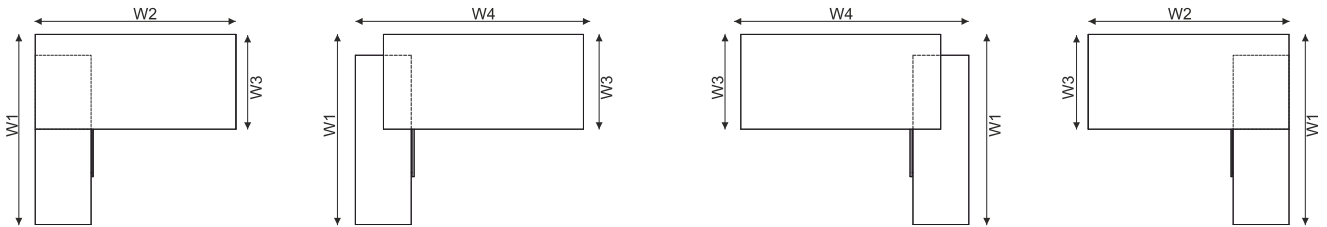


1. **Worktop** - MFC 1 4/8" | 38mm, PVC edge
2. **Top distance** - aluminium 3 7/8"x1 3/8"x3/8" | 100x34x9mm
3. **Base** - MFC 1 4/8" | 38mm, PVC edge
4. **Modesty panel** - MFC 6/8" | 18mm, PVC edge
5. **Leveling feet** - aluminium 3 7/8"x1 3/8"x3/8" | 100x34x9mm, range 2/8" | 5mm

POSSIBLE CONFIGURATIONS

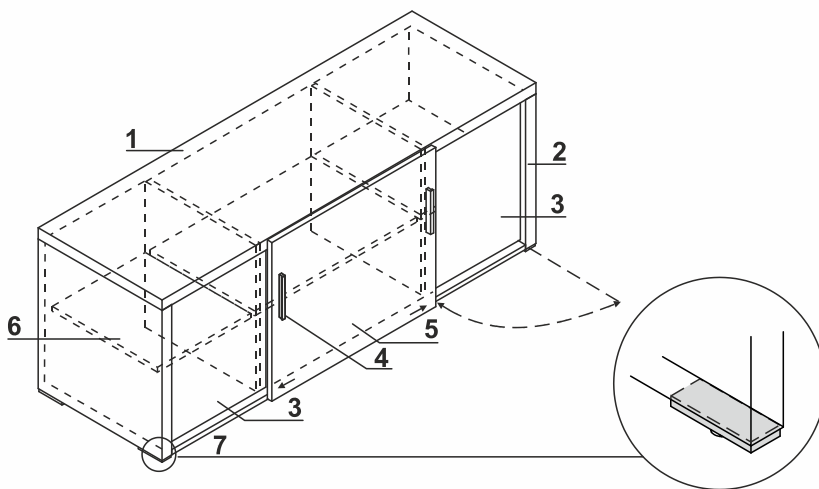


TECHNICAL SPECIFICATION
POSSIBLE CONFIGURATIONS



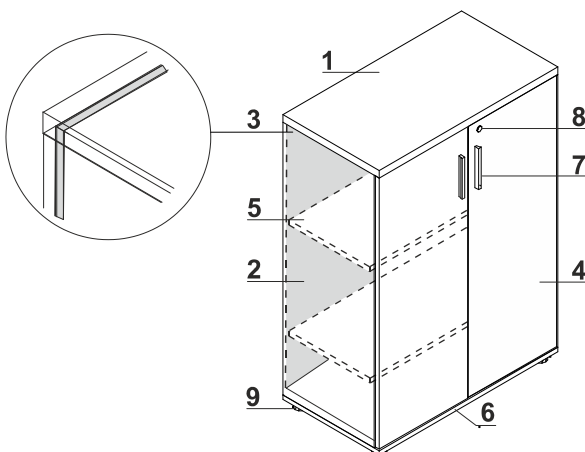
W1 - 70 7/8" (1800mm) | W2 - 63" / 74 6/8" (1600x1900mm) | W3 - 35 3/8" (900mm) | W4 - 73 3/8" / 85 2/8" (1864x2164mm)

CREDENZA



1. **Top** - MFC 1 4/8" | 38mm, PVC edge
2. **Side panels** - MFC 1 4/8" | 38mm, PVC edge
3. **Front** - MFC 6/8" | 18mm, PVC edge
4. Aluminium handle
5. **Sliding front** - MFC 6/8" | 18mm, PVC edge
6. **Shelf** - MFC 6/8" | 18mm, PVC edge
7. **Leveling feet** - aluminium 3 7/8"x1 3/8"x3/8" | 100x34x9mm, range 2/8" | 5mm

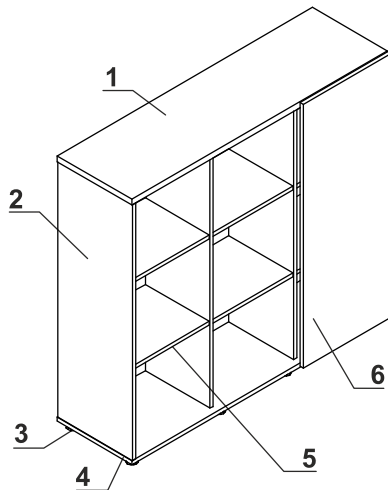
STORAGES



1. **Top** - MFC 1 1/8" | 25mm, PVC edge
2. **Side panels** - MFC 6/8" | 18mm, PVC edge
3. **Back MFC** - 6/8" | 18mm, PVC edges
4. **Front** - MFC 18mm | 6/8", PVC edges, plain hinge 110°
5. **Shelf** - MFC 6/8" | 18mm, PVC edge
6. **Base** - MFC 6/8" | 18mm, PVC edge
7. Aluminium handle
8. Patent lock
9. **Leveling feet** 1 1/8" | 27mm - range 4/8" | 12mm

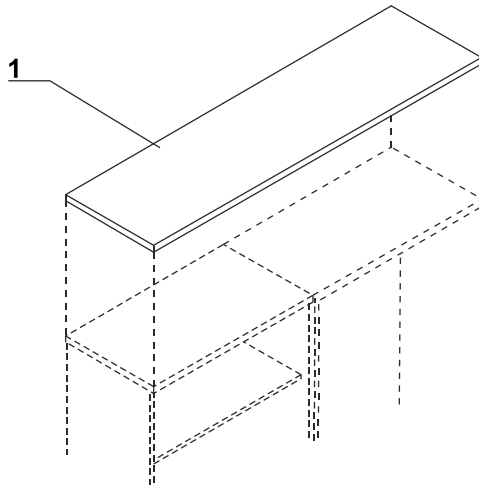
TECHNICAL SPECIFICATION

STORAGE WITH SLIDING FRONT - Q315



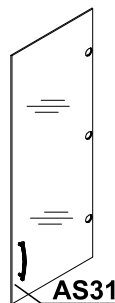
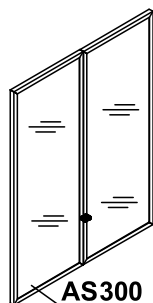
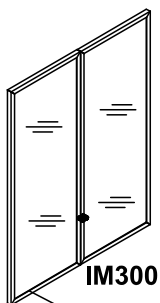
- 1. **Top** - MFC 1 1/8" | 25mm, PVC edge
- 2. **Side panels** - MFC 6/8" | 18mm, PVC edge
- 3. **Leveling feet** 1 1/8" | 27mm - range 4/8" | 12mm
- 4. **Base** - MFC 6/8" | 18mm, PVC edge
- 5. **Shelf** - MFC 6/8" | 18mm, PVC edge
- 6. **Sliding front** - MFC 6/8" | 18mm, PVC edge

OPTIONAL STORAGE TOPS



- 1. **Top** - MFC 1 4/8" | 38mm, PVC edge

ADDITIONAL ELEMENTS FOR STORAGE



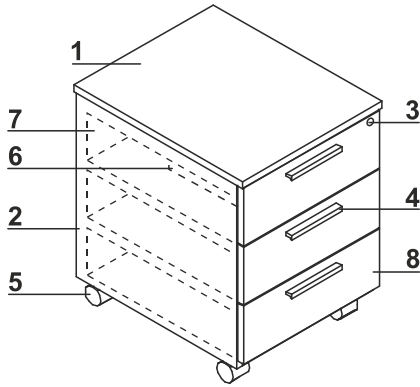
IM300
glass door 3OH
Transparent tempered glass 1/8" | 4mm - with aluminium frame

AS300
glass door 3OH
Frosted tempered glass 1/8" | 4mm- with aluminum frame

AS31
glass door 3OH
Transparent tempered glass 1/8" | 4mm
universal (left,right)

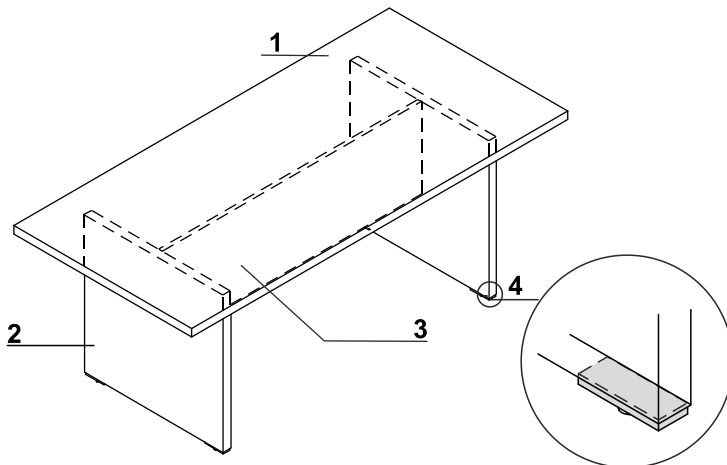
TECHNICAL SPECIFICATION

MOBILE PEDESTAL QD13



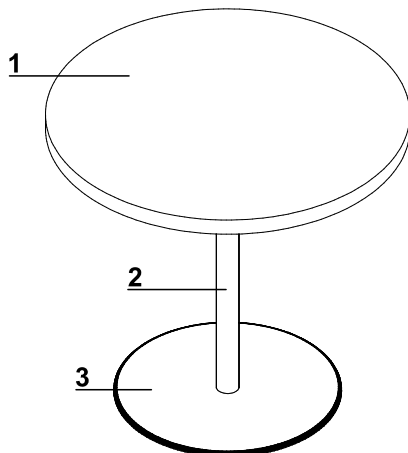
1. **Top** - MFC 6/8" | 18mm, PVC edge
2. **Body** - MFC 6/8" | 18mm, PVC edge
3. **Central lock** - foldable key
4. Aluminium handle
5. **Castors** - O2" | O50mm, two with brakes
6. **Pencil tray** - black plastic
7. **Metal drawer** - roll runners, max load 25kg, 80% extraction; Anti - tilt mechanism
8. **Front** - MFC 6/8" | 18mm, PVC edge

MFC BASE MEETING TABLES



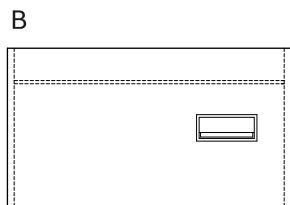
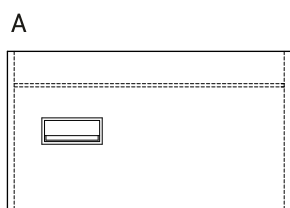
1. **Worktop** - MFC 1 4/8" | 38mm, PVC edge
2. **Base** - MFC 1 4/8" | 38mm, PVC edge
3. **Modesty panel** - MFC 6/8" | 18mm, PVC edge
4. **Leveling feet** - aluminium 3 7/8"x1 3/8"x3/8" | 100x34x9mm, range 2/8" | 5mm

DISC BASE MEETING TABLES

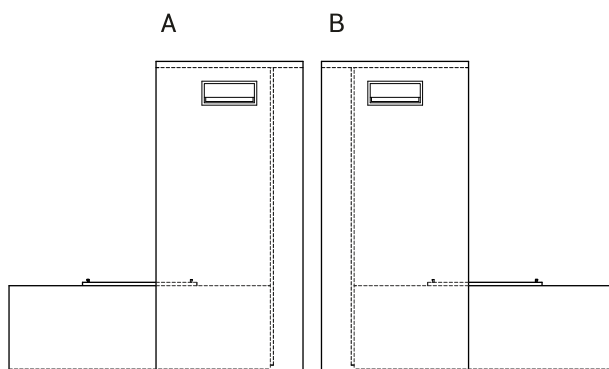


1. **Worktop** - MFC 1 4/8" | 38mm, PVC edge
2. **Column** - powder coated steel
3. **Disc** - stainless steel

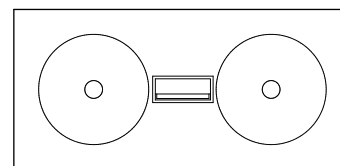
TECHNICAL SPECIFICATION



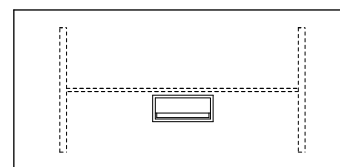
Q16, Q19



QU16, QU19






QS20

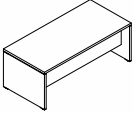
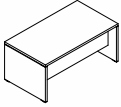


QS19

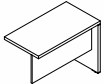
TO ORDER PRODUCT WITH MEDIABOX, AT THE END OF THE SYMBOL SHOULD BE ADDED A LETTER (A,B,...) WHICH IS CORRESPONDING TO THE SELECTED CONFIGURATION (EX. Q19A)

PRODUCT ILLUSTRATION	DIMENSIONS [mm]/[inch]			INDEX SYMBOL						COMMENTS
	WIDTH	DEPTH	HEIGHT			kg	m3	pcs		

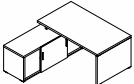
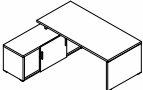
DESKS

	1900 74 3/4"	900 35 3/8"	740 29 1/8"	Q19		82.9	0.195	4		
	1600 63"	900 35 3/8"	740 29 1/8"	Q16		73.0	0.168	4		

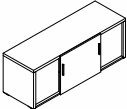
DESK EXTENSION

	1000 39 3/8"	550 21 5/8"	740 29 1/8"	Q10		27.0	0.066	1		universal left or right
---	-----------------	----------------	----------------	------------	--	------	-------	---	--	-------------------------


DESKS WITH MANAGERIAL SIDE STORAGE

	1864 1600 73 3/8" 63"	1800 900 70 7/8" 35 3/8"	740 740 29 1/8" 29 1/8"	QU16		138.5	0.323	5		universal system left or right
	2164 1900 85 1/4" 74 3/4"	1800 900 70 7/8" 35 3/8"	740 740 29 1/8" 29 1/8"	QU19		148.4	0.351	5		universal system left or right


CREDENZA

	1600 63"	550 21 5/8"	610 24"	QR16		81.0	0.186	2		
---	-------------	----------------	------------	-------------	--	------	-------	---	--	--

PEDESTAL




	402 15 7/8"	600 23 5/8"	590 23 1/4"	QD13		30.0	0.142	1		
---	----------------	----------------	----------------	-------------	--	------	-------	---	--	--

DESCRIPTION





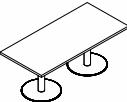
 - NET WEIGHT




 VOLUME

 NUMBER OF PACKAGES






PRODUCT ILLUSTRATION	DIMENSIONS [mm]/[inch]			INDEX SYMBOL						COMMENTS
	WIDTH	DEPTH	HEIGHT			kg	m3	pcs		

MEETING TABLES




	800 31 1/2"	800 31 1/2"	550 21 5/8"	QSL08		30.0	0.077	2		
	800 31 1/2"	800 31 1/2"	740 29 1/8"	QS08		36.0	0.089	2		
	800 31 1/2"	800 31 1/2"	740 29 1/8"	QS09		35.0	0.113	3		
	1200 47 1/4"	1200 47 1/4"	740 29 1/8"	QS12		60.0	0.165	3		
	1900 74 3/4"	900 35 3/8"	740 29 1/8"	QS19		71.9	0.154	3		
	1900 74 3/4"	900 35 3/8"	740 29 1/8"	QS20		100.9	0.240	5		




PRODUCT ILLUSTRATION	DIMENSIONS [mm]/[inch]			INDEX SYMBOL						COMMENTS
	WIDTH	DEPTH	HEIGHT			kg	m3	pcs		

STORAGES








	801 31 1/2"	432 17"	1129 44 1/2"	Q35		37.0	0.091	2		
	801 31 1/2"	432 17"	1129 44 1/2"	Q31		43.0	0.116	3		
	1400 55 1/8"	432 17"	1280 50 3/8"	Q315		72.0	0.187	3		sliding door
	801 31 1/2"	432 17"	1833 72 1/8"	Q54		65.0	0.186	3		
	801 31 1/2"	432 17"	1833 72 1/8"	Q51		75.0	0.213	3		

OPTIONAL STORAGE TOPS


	806 31 3/4"	434 17 1/8"	38 1 1/2"	QT08		8.5	0.023	1		
	1608 63 1/4"	434 17 1/8"	38 1 1/2"	QT16		17.0	0.044	1		
	2410 94 7/8"	434 17 1/8"	38 1 1/2"	QT24		26.0	0.066	1		

PRODUCT ILLUSTRATION	DIMENSIONS [mm]/[inch]			INDEX SYMBOL						COMMENTS
	WIDTH	DEPTH	HEIGHT			kg	m3	pcs		


ADDITIONAL ELEMENTS

	397 15 5/8"	5 1/4"	1050 41 3/8"	AS31		6.5	0.034	1		universal glass door (1pcs) 3OH, transparent tempered glass
	800 31 1/2"	20 3/4"	1050 41 3/8"	AS300		10.3	0.037	1		glass doors (2pcs) 3OH aluminum frame, frosted tempered glass
	800 31 1/2"	20 3/4"	1050 41 3/8"	IM300		10.0	0.039	1		glass doors (2pcs) 3OH aluminum frame, transparent tempered glass
	12 1/2"	17 5/8"	158 6 1/4"	HQ2		0.1	0.000	1		handles QUANDO (2 pcs)
	275 10 7/8"	120 4 3/4"	140 5 1/2"	M04		0.0	0.001	0		4x230V, 2xRJ45, 1xUSB
	275 10 7/8"	120 4 3/4"	140 5 1/2"	M04H		0.0	0.001	0		4x230V, 2xRJ45, 1xUSB, 1xHDMI
	275 10 7/8"	120 4 3/4"	25 1"	M05		0.3	0.002	1		TOP ACCESS

DESCRIPTION

 - NET WEIGHT

 VOLUME

 NUMBER OF PACKAGES